



LAFITT® STONE / LAFITT® ALTO STONE



LAFITT COLLECTION

DESCRIPTION

Lafitt stone will amaze you with the natural look of its subtle colour tones and a texture that evokes — incredible stone carved by a stonemason. Replacing proportions of stones with the *Lafitt Alto Stone* with its enhanced texture will contribute to overall richness and aesthetic design. *Lafitt stone* is also a technical achievement that contributes tangibly to sustainable development through minimal loss and waste during installation.

CHARACTERISTICS AND BENEFITS

- Unique pigmentation process, resulting in a product that maintains its colour year after year.
- Hand chiselled texture reminiscent of stone.
- Total design freedom:
 - Choice of large stone ratios
 - Choice of stone ratios with enhanced texture (*Lafitt Alto*)
 - Choice of colour ranges (elemental and duos)
- Modular formats = less cutting and waste = material savings.
- Perfect complement to our bricks and several Permacon landscaping products.

UNITS (ALL SIZES ARE AVAILABLE IN LAFITT OR LAFITT ALTO)



A
3 1/2 in x 4 in x variable
90 mm x 102 mm x variable



B
3 1/2 in x 7 in x variable
90 mm x 178 mm x variable



C
3 1/2 in x 11 1/2 in x variable
90 mm x 292 mm x variable
(Sold separately)


Lafitt® Stone	Small and medium	Large
Weight per cube (kg)	1580	14.79
Rows per cube	7	7
Sq ft per row	12.98	11.49
Sq ft per cube	90.86	80.43

Available Colours: Range Scandina Grey • Range Newport Grey • Amboise Beige • Range Dunlop Beige • Range Chambord Grey • Range Margaux Beige • Range Berkeley Brown • Rockland Black • Amber Beige

Lafitt® Alto Stone	Small and medium	Large
Weight per cube (kg)	1620	15.16
Rows per cube	7	7
Sq ft per row	12.98	11.49
Sq ft per cube	90.86	80.43

Available Colours: Range Scandina Grey • Range Newport Grey • Amboise Beige • Range Dunlop Beige • Range Chambord Grey • Range Margaux Beige • Range Berkeley Brown • Rockland Black • Amber Beige


CHOICE OF PROPORTIONS ■ Large Stones of 7 13/16 in (198 mm)



9 cubes of 4 in (102 mm)
and 7 in (178 mm)
for 1 cube of 11 1/2 in (292 mm)

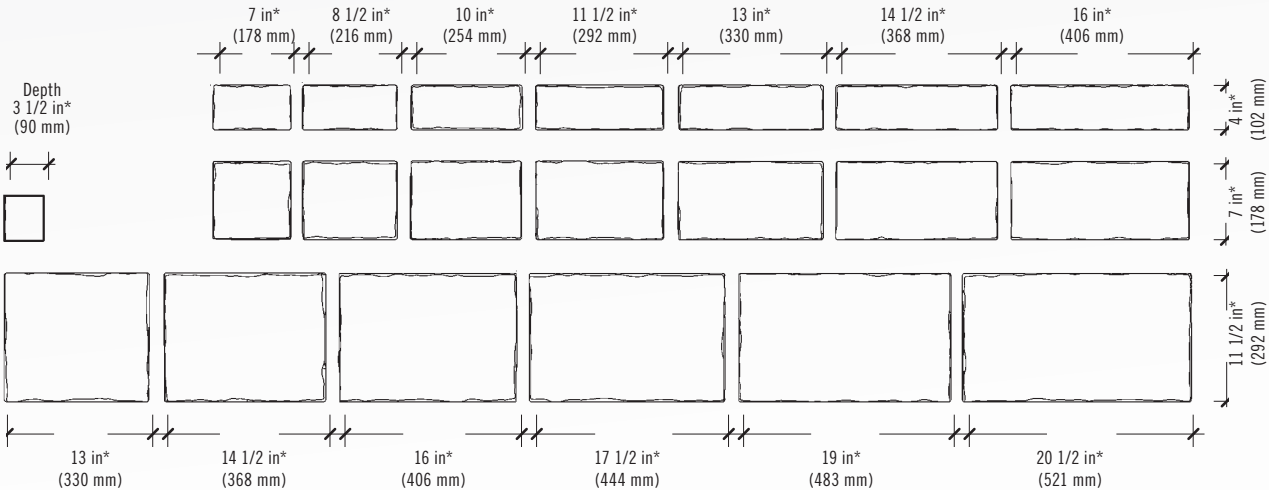


3 cubes of 4 in (102 mm)
and 7 in (178 mm)
for 1 cube of 11 1/2 in (292 mm)



1 cube of 4 in (102 mm)
and 7 in (178 mm)
for 1 cube of 11 1/2 in (292 mm)

SIZES – VENEER STONE



Note: *The dimensions are actual. Allow a 1/2 in (13 mm) mortar joint in order to obtain nominal dimensions.

Note: *The dimensions are actual.